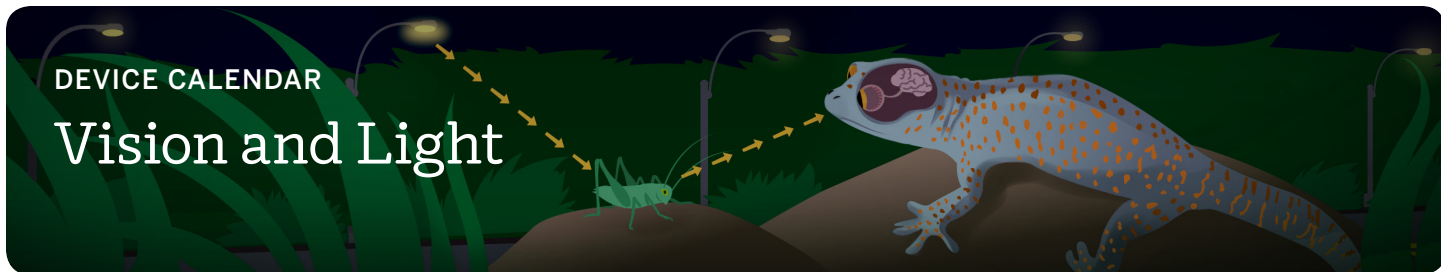










All Amplify Science California lessons were designed with device sharing in mind, and never assume that every student has a separate device. While 1:1 scenarios are great, they are not required. As an alternative, share devices across pairs or small groups, or simply display the Sim or Modeling Tool to the whole class and allow students to “drive” using your device.

Day 1	Day 2	Day 3	Day 4	Day 5
			Lesson 1.4 Simulation	
Day 6	Day 7	Day 8	Day 9	Day 10
	Lesson 2.1 Simulation	Lesson 2.2 Modeling Tool		Lesson 2.4 Simulation
Day 11	Day 12	Day 13	Day 14	Day 15
Lesson 3.1 Simulation	Lesson 3.2 Modeling Tool			
Day 16	Day 17	Day 18	Day 19	Day 20
Lesson 3.6 Simulation				Lesson 4.4 Simulation
Day 21	Day 22			













All Amplify Science California lessons were designed with device sharing in mind, and never assume that every student has a separate device. While 1:1 scenarios are great, they are not required. As an alternative, share devices across pairs or small groups, or simply display the Sim or Modeling Tool to the whole class and allow students to “drive” using your device.

Day 1	Day 2	Day 3	Day 4	Day 5
				 Lesson 2.1 Simulation
Day 6	Day 7	Day 8	Day 9	Day 10
 Lesson 2.2 Modeling Tool		 Lesson 2.4 Simulation and Modeling Tool		 Lesson 3.1 Simulation
Day 11	Day 12	Day 13	Day 14	Day 15
	 Lesson 3.3 Simulation	 Lesson 3.4 Modeling Tool	 Lesson 3.5 Modeling Tool	
Day 16	Day 17	Day 18	Day 19	Day 20
 Lesson 4.2 Modeling Tool	 Lesson 4.3 Simulation	 Lesson 4.4 Modeling Tool		
Day 21	Day 22			















All Amplify Science California lessons were designed with device sharing in mind, and never assume that every student has a separate device. While 1:1 scenarios are great, they are not required. As an alternative, share devices across pairs or small groups, or simply display the Sim or Modeling Tool to the whole class and allow students to “drive” using your device.

Day 1	Day 2	Day 3	Day 4	Day 5
 Lesson 1.1 Simulation		 Lesson 1.3 Simulation	 Lesson 1.4 Simulation	
Day 6	Day 7	Day 8	Day 9	Day 10
 Lesson 1.6 Modeling Tool		 Lesson 2.2 Simulation		 Lesson 2.4 Simulation
Day 11	Day 12	Day 13	Day 14	Day 15
			 Lesson 3.2 Modeling Tool	
Day 16	Day 17	Day 18	Day 19	Day 20
 Lesson 3.4 Simulation			 Lesson 4.2 Simulation	
Day 21	Day 22			
 Lesson 4.4 Modeling Tool				

DEVICE CALENDAR

# Waves, Energy, and Information

All Amplify Science California lessons were designed with device sharing in mind, and never assume that every student has a separate device. While 1:1 scenarios are great, they are not required. As an alternative, share devices across pairs or small groups, or simply display the Sim or Modeling Tool to the whole class and allow students to “drive” using your device.

Day 1	Day 2	Day 3	Day 4	Day 5
			 Lesson 1.4 Simulation	
Day 6	Day 7	Day 8	Day 9	Day 10
	 Lesson 2.2 Simulation	 Lesson 2.3 Simulation		 Lesson 2.5 Modeling Tool
Day 11	Day 12	Day 13	Day 14	Day 15
 Lesson 2.6 Simulation	 Lesson 3.1 Simulation	 Lesson 3.2 Simulation	 Lesson 3.3 Modeling Tool	
Day 16	Day 17	Day 18	Day 19	Day 20
	 Lesson 3.6 Simulation			 Lesson 4.2 Simulation
Day 21	Day 22			
 Lesson 4.3 Simulation	 Lesson 4.4 Simulation			