











DEVICE CALENDAR

# Patterns of Earth and Sky









All Amplify Science California lessons were designed with device sharing in mind, and never assume that every student has a separate device. While 1:1 scenarios are great, they are not required. As an alternative, share devices across pairs or small groups, or simply display the Sim or Modeling Tool to the whole class and allow students to “drive” using your device.


Day 1	Day 2	Day 3	Day 4	Day 5
	 Lesson 1.2 Simulation		 Lesson 1.4 Simulation	 Lesson 1.5 Simulation
Day 6	Day 7	Day 8	Day 9	Day 10
			 Lesson 2.2 Simulation	 Lesson 2.3 Modeling Tool
Day 11	Day 12	Day 13	Day 14	Day 15
	 Lesson 2.5 Modeling Tool		 Lesson 3.1 Simulation	
Day 16	Day 17	Day 18	Day 19	Day 20
 Lesson 3.3 Simulation		 Lesson 3.5 Modeling Tool		
Day 21	Day 22			
	 Lesson 4.3 Simulation			

DEVICE CALENDAR







Modeling Matter

All Amplify Science California lessons were designed with device sharing in mind, and never assume that every student has a separate device. While 1:1 scenarios are great, they are not required. As an alternative, share devices across pairs or small groups, or simply display the Sim or Modeling Tool to the whole class and allow students to “drive” using your device.

Day 1	Day 2	Day 3	Day 4	Day 5
		 Lesson 1.3 Simulation		
Day 6	Day 7	Day 8	Day 9	Day 10
 Lesson 1.6 Modeling Tool				
Day 11	Day 12	Day 13	Day 14	Day 15
	 Lesson 2.2 Simulation		 Lesson 2.4 Modeling Tool	 Lesson 2.5 Simulation
Day 16	Day 17	Day 18	Day 19	Day 20
		 Lesson 3.3 Simulation		 Lesson 3.5 Simulation
Day 21	Day 22			
 Lesson 3.6 Modeling Tool				













All Amplify Science California lessons were designed with device sharing in mind, and never assume that every student has a separate device. While 1:1 scenarios are great, they are not required. As an alternative, share devices across pairs or small groups, or simply display the Sim or Modeling Tool to the whole class and allow students to “drive” using your device.

Day 1	Day 2	Day 3	Day 4	Day 5
Day 6	Day 7	Day 8	Day 9	Day 10
 Lesson 2.3 Simulation and Modeling Tool				
Day 11	Day 12	Day 13	Day 14	Day 15
		 Lesson 3.2 Simulation and Modeling Tool	 Lesson 3.3 Modeling Tool	
Day 16	Day 17	Day 18	Day 19	Day 20
 Lesson 4.1 Simulation	 Lesson 4.2 Simulation and Modeling Tool			
Day 21	Day 22	Day 23	Day 24	Day 25
		 Lesson 5.3 Modeling Tool		



All Amplify Science California lessons were designed with device sharing in mind, and never assume that every student has a separate device. While 1:1 scenarios are great, they are not required. As an alternative, share devices across pairs or small groups, or simply display the Sim or Modeling Tool to the whole class and allow students to “drive” using your device.

Day 1	Day 2	Day 3	Day 4	Day 5
 Lesson 1.1 Simulation				 Lesson 1.5 Simulation and Modeling Tool
Day 6	Day 7	Day 8	Day 9	Day 10
 Lesson 1.6 Modeling Tool			 Lesson 2.1 Simulation	
Day 11	Day 12	Day 13	Day 14	Day 15
 Lesson 2.3 Modeling Tool	 Lesson 2.4 Simulation			
Day 16	Day 17	Day 18	Day 19	Day 20
		 Lesson 3.3 Simulation	 Lesson 3.4 Simulation	 Lesson 3.5 Modeling Tool
Day 21	Day 22			
	 Lesson 3.7 Modeling Tool			