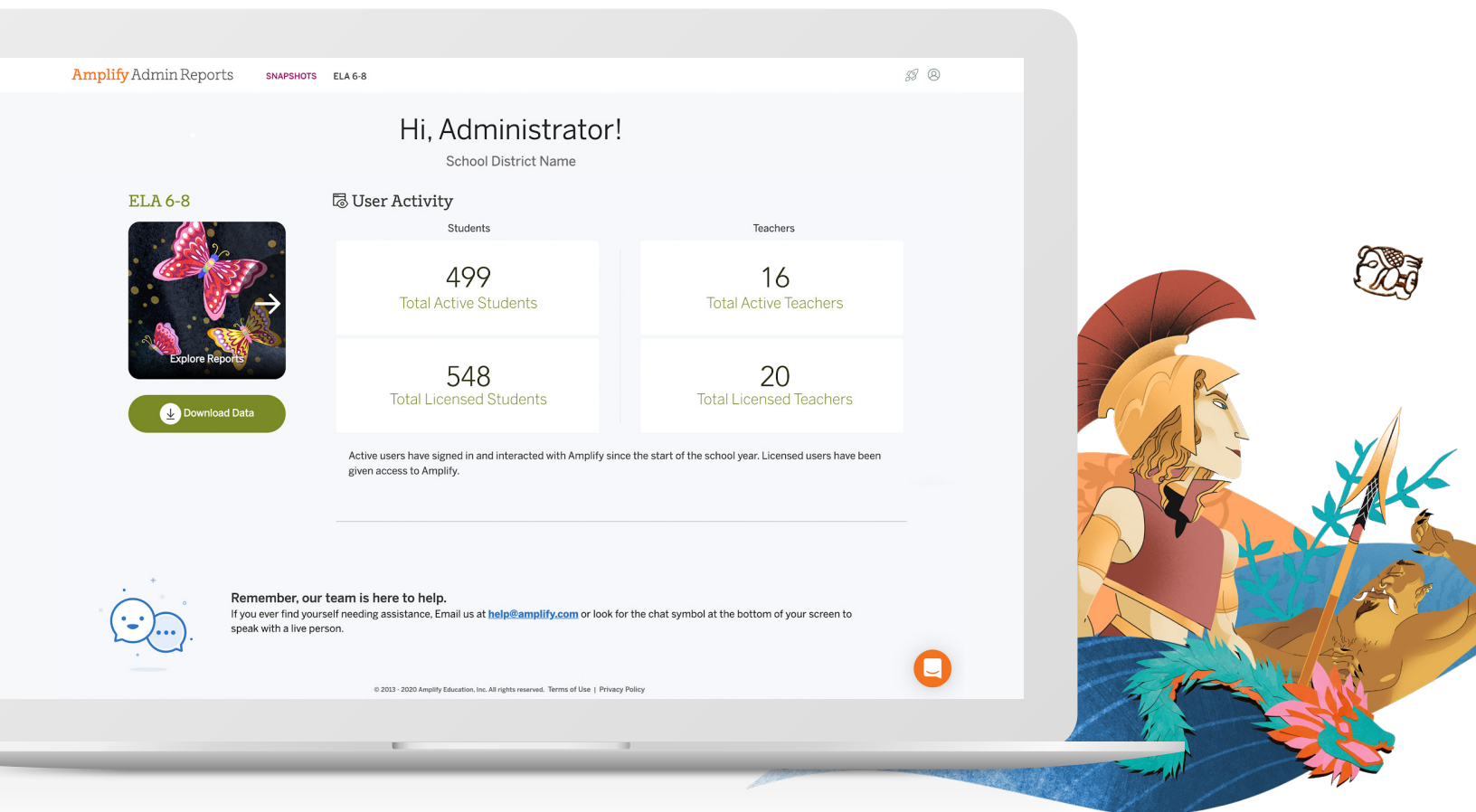


Administrator Reports






Amplify.


Administrator Reports for ELA

Self-service Administrator Reports for Amplify ELA 6–8 allow administrators to see an overview of teacher and student usage and student performance data by unit or skill for the current school year. Detailed assessment data report views are available for download. Administrator reports are updated every 24 hours.

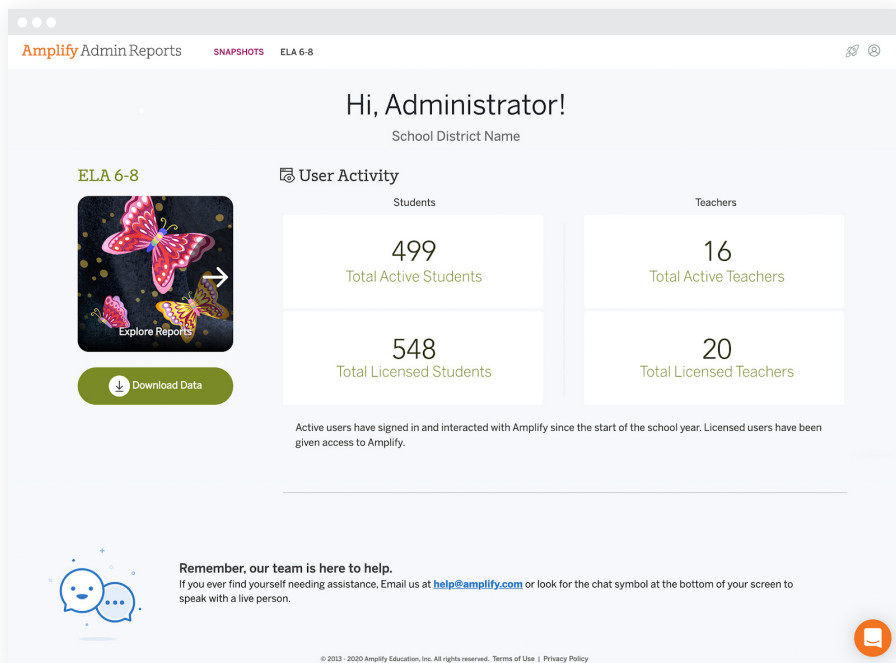
How to access



Administrator Reports are available in **My Account**.

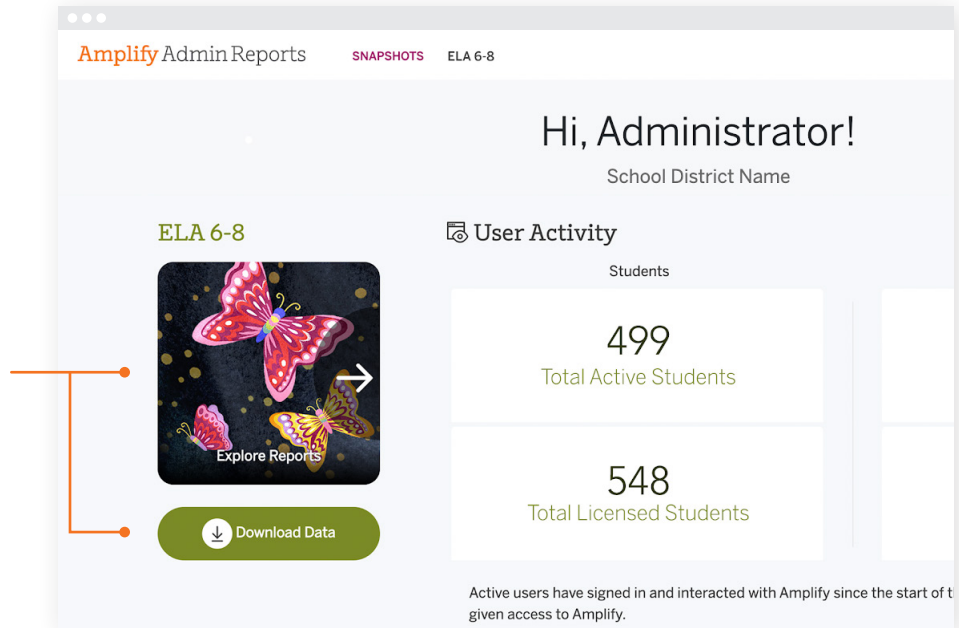


Upon login, administrators will land on the **Snapshots** page:



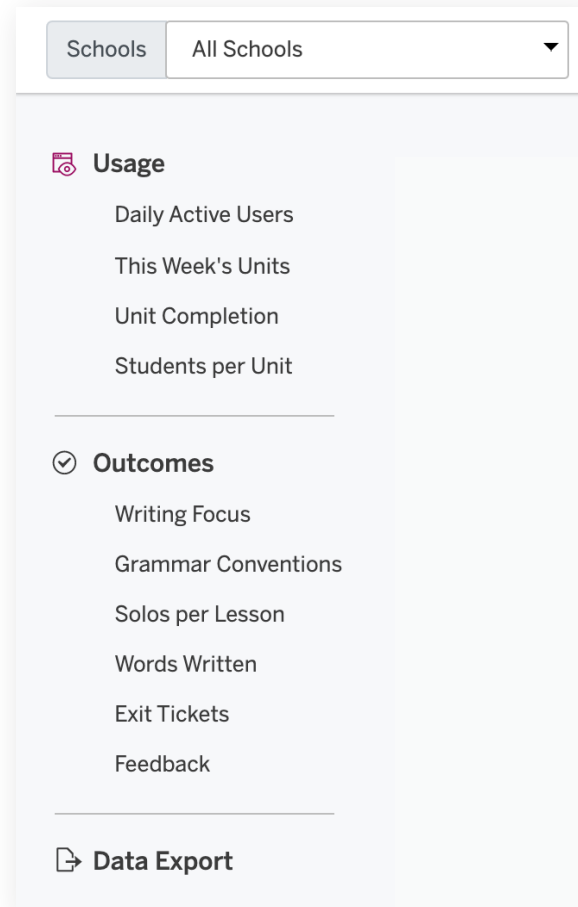
This gives a quick glance at the number of active students versus total licensed students, and active teachers versus total licensed teachers.

From Snapshots, navigate to: **Explore Reports** or **Download Data**.



By clicking on **Explore Reports**, administrators can navigate to **Usage** and **Outcomes** reports.

If you are a district administrator or a multi-school administrator, use the drop-down menu to filter by a specific school.



Usage

Usage

Daily Active Users
How many people are using the program each day?
Total number of students, teachers, and admins who have visited Amplify ELA since the start of school.
Each day represents the maximum number of users (students, teachers and administrators) who have logged in and viewed at least one page.

This Week's Units
Which units were taught in the last week?
Units ranked by activity within the past week, based on number of students who have submitted at least one activity per unit.

Unit Completion
How many students completed a unit reading assessment?
Number of students who have completed a unit's reading assessment.

Students per Unit
Which units have students done work in?
Total participating students per unit since the beginning of the school year.

Remember, our team is here to help. If you ever find yourself needing assistance, Email us at help@amplify.com or look for the chat symbol at the bottom of your screen to speak with a live person.

From the **Usage** page, administrators can see usage reports. These provide an overview of student and teacher activity, including:

- Daily active users.
- Units taught in the last week.
- Number of students who have completed a reading assessment, by unit.
- Number of students who have done work in the curriculum, by unit.

Hover over each report for additional details.

Outcomes

From the **Outcomes** page, administrators can see growth and progress reports on:

- Writing focus.
- Grammar conventions.
- Solos handed in per lesson.
- Words written per unit.
- Exit Tickets handed in (applicable to select editions).
- Average amount of teacher feedback received per school, or per class.

Hover over each report for more details.

Amplify Admin Reports^{beta}
SNAPSHOTS ELA 6-8

ELA 6-8 Reports
 School District Name

Schools All Schools
Powered by Updated every 24h

Usage

- Daily Active Users
- This Week's Units
- Unit Completion
- Students per Unit

Outcomes

- Writing Focus
- Grammar Conventions
- Solos per Lesson
- Words Written
- Exit Tickets
- Feedback

Data Export

Writing Focus

Are students focused in their writing?

Students grouped by their Automated Writing Evaluation Focus score. The desired majority of scores should be 2, 3, or 4.

Grammar Conventions

Are students using grammar conventions?

Students grouped by their Automated Writing Evaluation Conventions focus score. The desired majority of scores should be 2, 3, or 4.

Solos per Lesson

How many solos handed in per lesson?

Number of solos submitted by students per lesson. Students complete these formative assessments individually before class, or teachers can choose to incorporate them during class time.

Unit / Sub-Unit	Unit Title	Participating Students
1	6A / SU-02 / L-01	Dahl & Narrative
2	6A / SU-02 / L-02	Dahl & Narrative
3	6A / SU-02 / L-03	Dahl & Narrative
4	6A / SU-02 / L-04	Dahl & Narrative
5	6A / SU-02 / L-05	Dahl & Narrative
6	6A / SU-02 / L-06	Dahl & Narrative
7	6A / SU-02 / L-07	Dahl & Narrative
8	6A / SU-02 / L-08	Dahl & Narrative
9	6A / SU-03 / L-01	Dahl & Narrative
10	6A / SU-03 / L-02	Dahl & Narrative
11	6A / SU-03 / L-03	Dahl & Narrative
12	6A / SU-03 / L-04	Dahl & Narrative
13	6A / SU-03 / L-05	Dahl & Narrative

Words Written

How many words have students written?

The average number of words written per student, segmented by unit.

Targeted word count:

- 6th grade units: 120 words
- 7th grade units: 130 words
- 8th grade units: 140 words

Exit Tickets

How many exit tickets handed in per unit?

The Exit Ticket at the end of each lesson aligns to a lesson focus standard. Exit Ticket reporting provides teachers with a quick gauge of students' ability to work with that standard.

Unit / Sub-Unit	Unit Title	Chapter Title	Hand in Count
1	6A / SU-03	Dahl & Narrative	Boy: Tales of Childhood
2	6B / SU-01	Mysteries & Investigations	Freer
3	6B / SU-02	Mysteries & Investigations	The Secret of the Yellow D...
4	6B / SU-03	Mysteries & Investigations	"The Speckled Band"
5	6D / SU-01	The Greeks	Prometheus
6	6D / SU-03	The Greeks	Arachne
7	6E / SU-01	Summer of the Mariposas	Summer of the Mariposas
8	7A / SU-03	Red Scarf Girl & Narrative	Red Scarf Girl: A Memoir e...
9	7D / SU-01	Poetry & Poe	Poetry
10	7D / SU-02	Poetry & Poe	"The Tell-Tale Heart"
11	8A / SU-03	Perspectives & Narrative	Narrative Writing
12	8B / SU-02	Liberty & Equality	Narrative of the Life of Fre...
13	8B / SU-05	Liberty & Equality	The Gettysburg Address

Feedback per School

How much feedback have students received?

The number of comments, total students, and teacher comments per student.

School Name	Total Comments	Student Count	Comments per Student	
1	Quinn Academy	3	3.0	
2	Middle School	1,230	418	3.0

Remember, our team is here to help.
 If you ever find yourself needing assistance, Email us at help@amplify.com or look for the chat symbol at the bottom of your screen to speak with a live person.

© 2019 - 2020 Amplify Education, Inc. All rights reserved. Terms of Use | Privacy Policy

Data Export

The screenshot shows the 'Amplify Admin Reports' interface for 'ELA 6-8 Reports'. The top navigation bar includes 'Amplify Admin Reports', 'SNAPSHOTS', and 'ELA 6-8'. Below the header, there's a 'Schools' dropdown menu set to 'All Schools'. The main content area is titled 'Data Export' and contains two sections: 'Summary Usage Data' and 'Assessment Data'. Each section has an 'Export CSV' button. A sidebar on the left lists various report categories under 'Usage' and 'Outcomes'. A callout bubble with a chat icon is positioned in the bottom right corner of the interface.

Administrators can download student data for the following:

- **Summary Usage Data:** Click on the “Export CSV” button to download a CSV file with summarized student usage activity in the curriculum, aggregated over the school year.
- **Assessment Data:** If assessment data is available for the selected school year, the respective “Export CSV” button will activate. Click the button to download a CSV file with detailed unit assessment submissions by students.

If you need help, just click on the **Amplify Chat icon** in the bottom right-hand corner of your screen.

For more information on Amplify ELA,
visit my.amplify.com/help/amplify-ela.



Amplify.