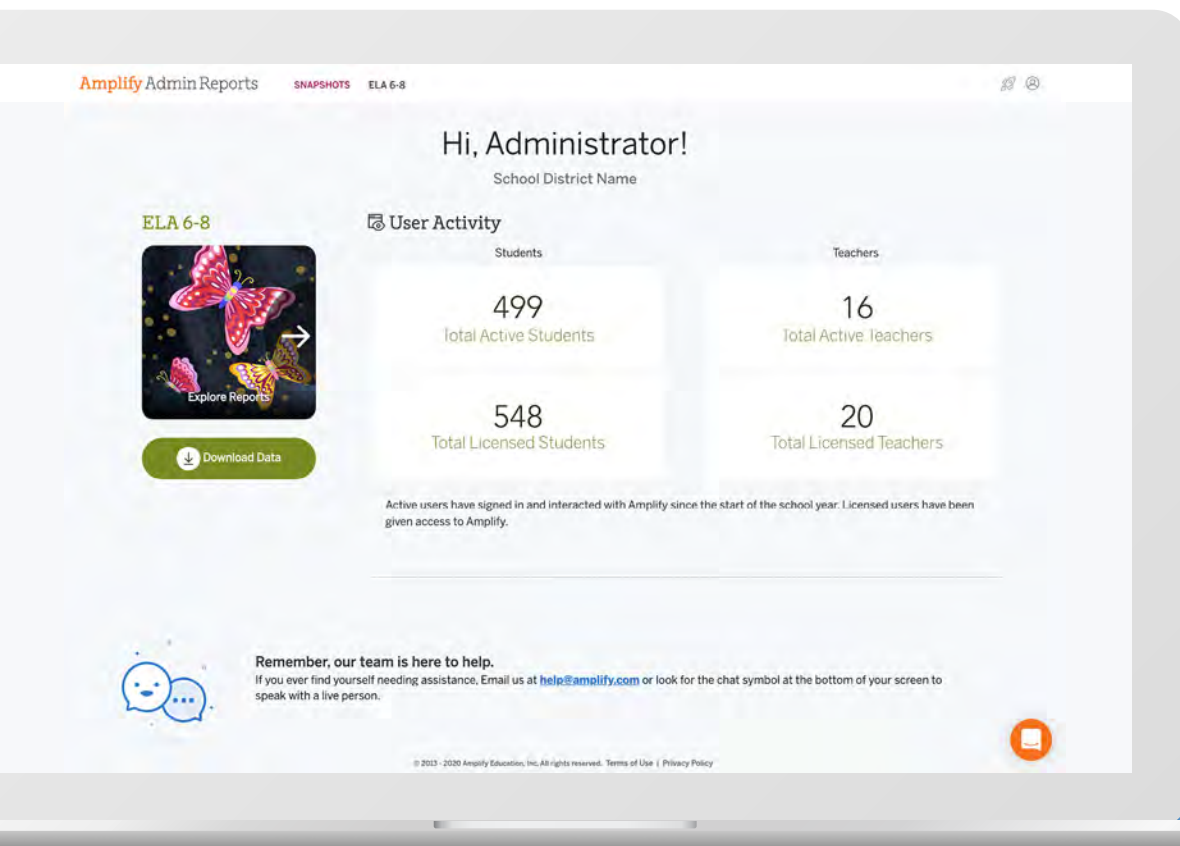




GRADES 6–8

Administrator Reports






Amplify.


Administrator Reports for ELA

Self-service Administrator Reports for Amplify ELA 6–8 allow administrators to see an overview of teacher and student usage and student performance data by unit or skill for the current school year. Detailed assessment data report views are available for download. Administrator reports are updated every 24 hours.

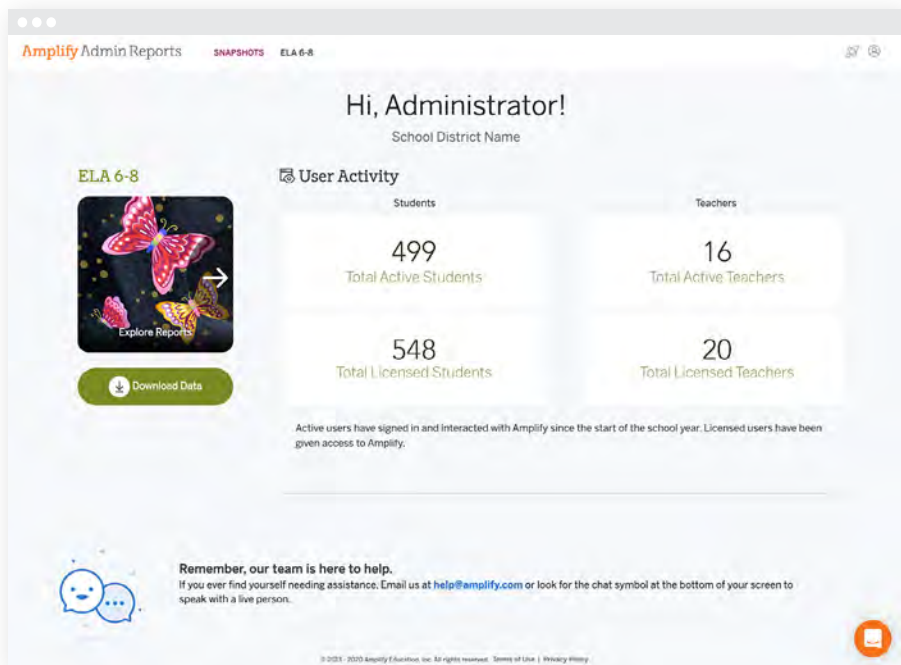
How to access



Administrator Reports are available in **My Account**.

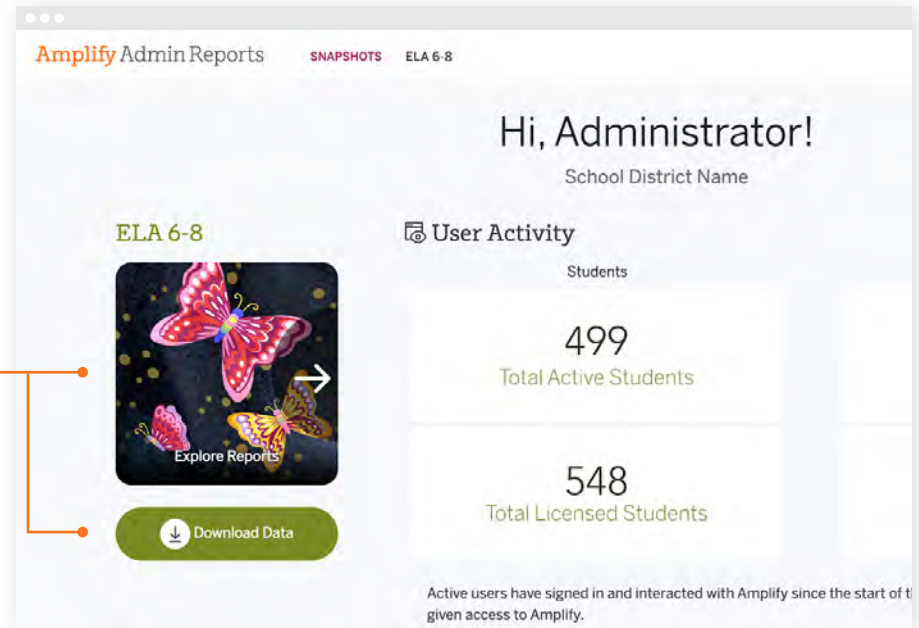


Upon login, administrators will land on the **Snapshots** page:



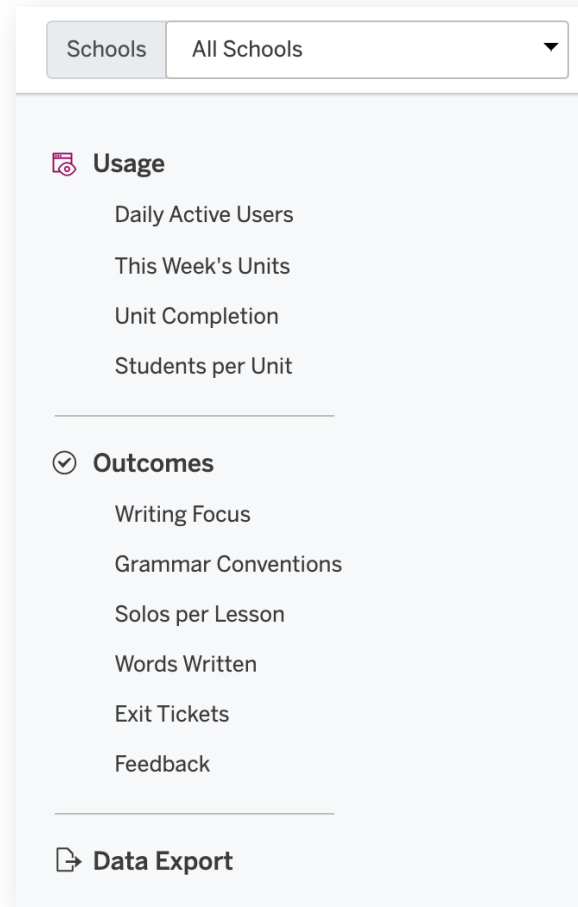
This gives a quick glance at the number of active students versus total licensed students, and active teachers versus total licensed teachers.

From Snapshots, navigate to: **Explore Reports** or **Download Data**.



By clicking on **Explore Reports**, administrators can navigate to **Usage** and **Outcomes** reports.

If you are a district administrator or a multi-school administrator, use the drop-down menu to filter by a specific school.



Usage

Usage

Daily Active Users
How many people are using the program each day?
Total number of students, teachers, and admins who have visited Amplify ELA since the start of school.
Each day represents the maximum number of users (students, teachers and administrators) who have logged in and viewed at least one page.

This Week's Units
Which units were taught in the last week?
Units ranked by activity within the past week, based on number of students who have submitted at least one activity per unit.

Unit Completion
How many students completed a unit reading assessment?
Number of students who have completed a unit's reading assessment.

Students per Unit
Which units have students done work in?
Total participating students per unit since the beginning of the school year.

Remember, our team is here to help.
If you ever find yourself needing assistance, Email us at help@amplify.com or look for the chat symbol at the bottom of your screen to speak with a live person.

From the **Usage** page, administrators can see usage reports. These provide an overview of student and teacher activity, including:

- Daily active users.
- Units taught in the last week.
- Number of students who have completed a reading assessment, by unit.
- Number of students who have done work in the curriculum, by unit.

Hover over each report for additional details.

Outcomes

From the **Outcomes** page, administrators can see growth and progress reports on:

- Writing focus.
- Grammar conventions.
- Solos handed in per lesson.
- Words written per unit.
- Exit Tickets handed in (applicable to select editions).
- Average amount of teacher feedback received per school, or per class.

Hover over each report for more details.

Writing Focus
Are students focused in their writing?
Students grouped by their Automated Writing Evaluation Focus score. The desired majority of scores should be 2, 3, or 4.

Unit Label	1	2	3	4
Draft & Narrative	1%	21%	41%	31%
Mysteries & Investigations	1%	18%	41%	40%
Fantasy & Piv	1%	23%	38%	40%
Science & Science Fiction	1%	1%	33%	58%
The Greeks	1%	1%	33%	58%

Grammar Conventions
Are students using grammar conventions?
Students grouped by their Automated Writing Evaluation Conventions focus score. The desired majority of scores should be 2, 3, or 4.

Unit Label	1	2	3	4
Draft & Narrative	1%	21%	41%	31%
Mysteries & Investigations	1%	18%	41%	40%
Fantasy & Piv	1%	23%	38%	40%
Science & Science Fiction	1%	1%	33%	58%
The Greeks	1%	1%	33%	58%

Solos per Lesson
How many solos handed in per lesson?
Number of solos submitted by students per lesson. Students complete these formative assessments individually before class, or teachers can choose to incorporate them during class time.

Unit Label	Lesson	Chapter Title	Count
AA	AA/5/4/2/1-01	Draft & Narrative	191
AB	AB/5/4/2/1-02	Draft & Narrative	187
AC	AC/5/4/2/1-03	Draft & Narrative	210
AD	AD/5/4/2/1-04	Draft & Narrative	98
AE	AE/5/4/2/1-05	Draft & Narrative	131
AF	AF/5/4/2/1-06	Draft & Narrative	116
AG	AG/5/4/2/1-07	Draft & Narrative	53
AH	AH/5/4/2/1-08	Draft & Narrative	87
AI	AI/5/4/2/1-09	Draft & Narrative	119
AJ	AJ/5/4/2/1-10	Draft & Narrative	148
AK	AK/5/4/2/1-11	Draft & Narrative	171
AL	AL/5/4/2/1-12	Draft & Narrative	14
AM	AM/5/4/2/1-13	Draft & Narrative	6

Words Written
How many words have students written?
The average number of words written per student, segmented by unit.

Unit Label	Unit Title	Average Word Count	Standard Count
AA	Draft & Narrative	101.16	297
AB	Mysteries & Investigations	91.32	197
AC	The Greeks	130.57	152
AD	Summer of the Margarets	46.57	2
AE	Midnight & Narrative	138.91	224
AF	Fantasy & Piv	163.08	70
AG	Partnerships & Narrative	136.73	246
AH	Liberty & Equality	100.85	70
AI	Partnerships & Narrative	111.81	111

Exit Tickets
How many exit tickets handed in per unit?
The Exit Ticket at the end of each lesson aligns to a lesson focus standard. Exit Ticket reporting provides teachers with a quick gauge of students' ability to work with that standard.

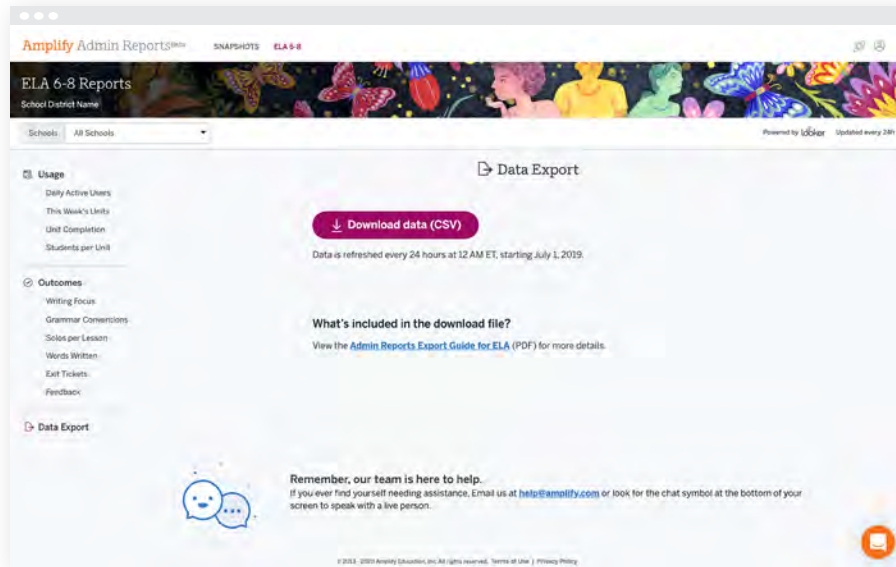
Unit Label	Unit Title	Chapter Title	Count
AA	AA/5/4/2/1-01	Draft & Narrative	847
AB	AB/5/4/2/1-02	Mysteries & Investigations	725
AC	AC/5/4/2/1-03	Mysteries & Investigations	1,120
AD	AD/5/4/2/1-04	Mysteries & Investigations	89
AE	AE/5/4/2/1-05	The Greeks	188
AF	AF/5/4/2/1-06	The Greeks	3
AG	AG/5/4/2/1-07	Summer of the Margarets	6
AH	AH/5/4/2/1-08	Midnight & Narrative	1,189
AI	AI/5/4/2/1-09	Fantasy & Piv	1
AJ	AJ/5/4/2/1-10	Fantasy & Piv	54
AK	AK/5/4/2/1-11	Partnerships & Narrative	588
AL	AL/5/4/2/1-12	Liberty & Equality	28
AM	AM/5/4/2/1-13	Liberty & Equality	1

Feedback per School
How much feedback have students received?
The number of comments, total students, and teacher comments per student.

School Name	Total Comments	Students	Comments per Student
Queen's Academy	3	1	3.0
Madison School	1,239	418	3.0

Remember, our team is here to help. If you ever find yourself needing assistance, Email us at help@amplify.com or look for the chat symbol at the bottom of your screen to speak with a live person.

Data Export



The screenshot shows the Amplify Admin Reports interface for ELA 6-8 Reports. The page title is "ELA 6-8 Reports" and it includes a "School District Name" dropdown menu. The main content area is titled "Data Export" and features a prominent "Download data (CSV)" button. Below the button, it states "Data is refreshed every 24 hours at 12 AM ET, starting July 1, 2019." A section titled "What's included in the download file?" provides a link to the "Admin Reports Export Guide for ELA (PDF)" for more details. At the bottom, there is a help message: "Remember, our team is here to help. If you ever find yourself needing assistance, Email us at help@amplify.com or look for the chat symbol at the bottom of your screen to speak with a live person." A small orange chat icon is visible in the bottom right corner of the interface.

Administrators can download student data for unit assessment submissions by clicking on the **Download data (CSV)** button. This will download a CSV file that includes detailed student data aggregated over the school year.

If you need help, just click on the **Amplify Chat icon** in the bottom right-hand corner of your screen.

For more information on Amplify ELA,
visit amplify.com/ela-oregon-review.

Amplify.