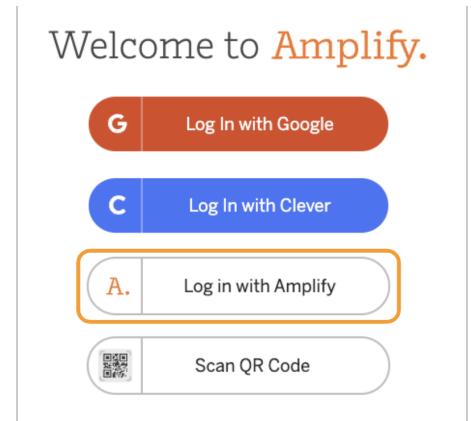


# Amplify Science TK Resources

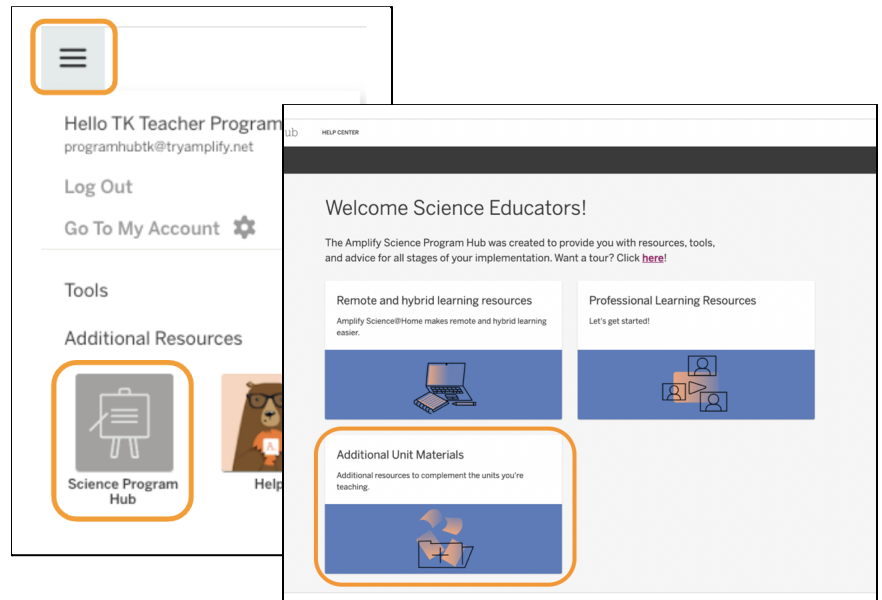
May 2022

## Accessing TK Digital Big Books and Read Alouds

- ✓ 1. Go to [science.amplify.com/programhub](https://science.amplify.com/programhub)
- ✓ 2. Select **Log in with Amplify**
  - a. Username:  
**programhubTK@tryamplify.net**
  - b. Password: **AmplifyNumber1**

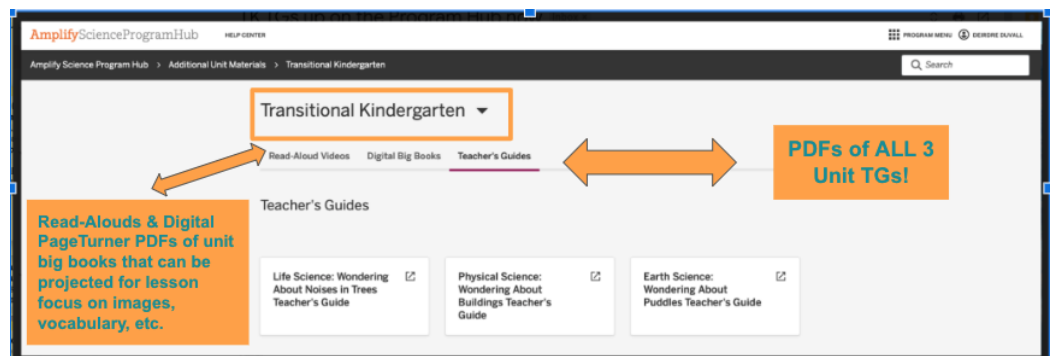


- ✓ 3. From the Program Hub select the **Additional Unit Resources** tile



- ✓ 4. Select **Transitional Kindergarten**

- ✓ 5. Explore Read-Aloud videos, Digital Page-Turner Big Books, and Teacher Guide PDFs for all 3 TK Units (including copymasters).



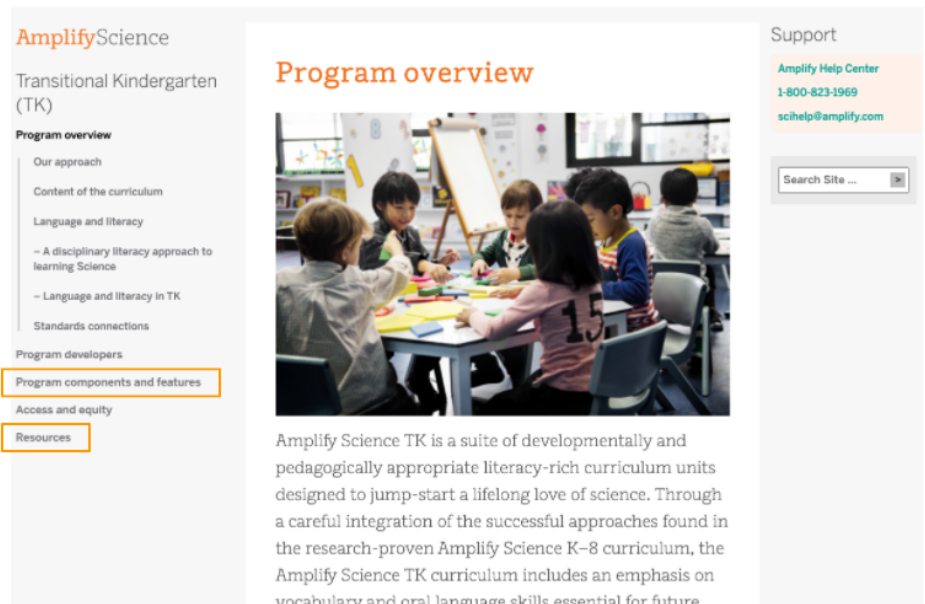
## [TK Program Guide Website](#)

### Program Components and Features

- Includes information about what is in the TK “Kits”

### Resources

- Big Book Read Alouds (*English*)
- Copymasters (*English*)



## [TK: California Site](#)

### What Students Learn

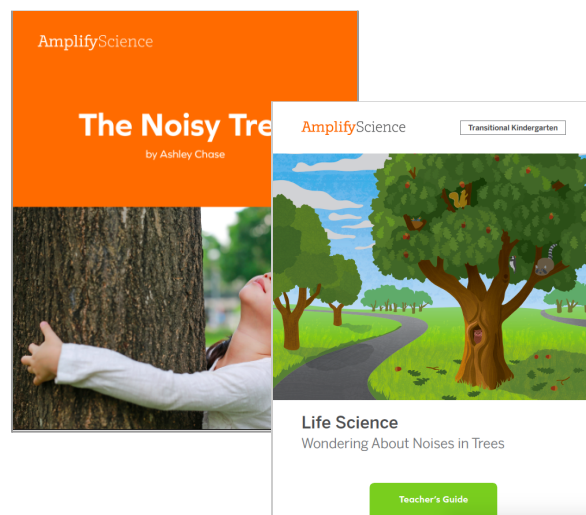
### Program Structure

### How Teachers Teach

- Classroom Resources for Instruction
- Digital Teachers Guide

### Resources

- FAQ for TK Use
- Program Components
- Standards Alignment



## [Amplify Science Scientist Profile Cards](#)

To help you spark classroom discussions about careers of the future, we've developed a set of Scientist Profile Cards that describe exciting science and engineering careers featured throughout Amplify Science.



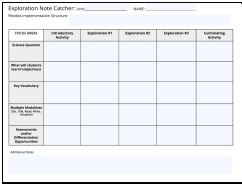
# Collaborative Resources

These resources have been collected and put together by JoAnna Chocooj in collaboration with real TK teachers of Amplify Science. These are **not** official Amplify Science materials but connect to the Amplify Science Units.

Trainer: JoAnna Chocooj

Contact Information: [jchocooj@amplify.com](mailto:jchocooj@amplify.com)

## Unit 1: Wondering about Noises in Trees

Resource	Description
<b>Planning Notebook:</b> <a href="#">Planning Note Catcher</a>	 <p>Notecatchers for Unit, Exploration and Activity level planning, and for Differentiation and Assessment.</p>
<a href="#">TK Unit 1 NoisyTree Activity Audio &amp; Video Links</a>	Audio files and videos in the playlist format for Exploration Activity lessons on animal sounds and behaviors. Amplify Science TK Noisy Tree Unit Audio files and Videos for Exploration Activity lessons on animal sounds and behaviors. Links to "Animals That Live in Trees" (quick multi-animal clips that can be shared 1 clip per/day in Explorations 2 & 3) & Sesame Street Nature Walk (to share w/parents & families to encourage engagement) are included in the playlist.
<a href="#">TK Noisy Tree Unit Read Alouds</a>	Read-Aloud links for Fiction & Non-Fiction related literature to the Noisy Tree Unit in a playlist format. Includes "Fall" theme related literature - now include "Winter" seasonal selections also if you begin the unit in Dec.-Feb. instead of Sept.-Nov.
<a href="#">TK Unit 1 NoisyTree Songs</a>	"Tree" related songs, chants and poems in a playlist format for TK Unit 1 <i>Wondering About Noises in Trees</i> .
<a href="#">Animal Picture Cards</a>	Images to go along with the sentence starter frames provided in the curriculum for making observations about noisy animals ( <i>Activity 1</i> ) and their actions ( <i>Activity 2</i> )
<a href="#">Digital Noisy Tree Picture Cards</a>	<p>A folder of digital versions of the Noisy Tree Picture cards you will receive in your kit to be used for remote teaching or projections. Add photos of your local trees!</p> <p><i>Note: if you have difficulty opening this link, copy it, &amp; paste it to open in a new "incognito" window. Zip file will download, then look for it in Finder to open picture files</i></p>
<a href="#">Leaf Templates   Free Printable Templates &amp; Coloring Pages</a> -	Coloring pages related to content in TK Unit 1: <i>Wondering About Noises in Trees</i>

*Note from JoAnna: Be on the lookout for any old "nature" calendars, e.g. Sierra Club, Nature Conservancy, etc. that have "Tree" picture pages that you can cut up & add to your Tree Picture card file. Also add photos of favorite trees in your area or on your school site! Also pull any "leaf/Fall" related art activities (or math sorting boxes) to use as related center activities for this unit (Michaels often has great hard plastic leaves for crafts that are perfect for math sorting boxes this time of year).*