


GRADE 4

# Materials kit list



authored by



THE LAWRENCE  
HALL OF SCIENCE  
UNIVERSITY OF CALIFORNIA, BERKELEY

# Making hands-on more manageable

Hands-on learning is at the heart of Amplify Science, and is integrated into every unit. In order to make hands-on learning more manageable for busy teachers, Amplify Science materials are organized into unit-specific kits.

Each kit contains both consumable and nonconsumable materials, along with various print materials (e.g., Vocabulary and Key Concept cards). In addition, each kit contains enough materials to support small groups of 4–5 students.

Amplify Science also offers a starter kit that includes general science materials needed to conduct most hands-on activities and experiments for all units in our curriculum.



This image is a representative sample and does not reflect the exact number or size of tubs included with each grade level.

# Starter Kit

TOTAL BOXES/BINS: 1 ISBN: 978-1-64089-121-0



## Hands-on materials provided in the Starter kit

Quantity	Description
4	magnifying glass/hand lenses, (6/pack)
2	tub
12	paper, sticky note, pad
40	safety goggles
10	tape, masking
20	tray, plastic

# Unit 1 | Energy Conversions

TOTAL BOXES/BINS: 1 ISBN: 978-1-64089-519-5



## Hands-on materials provided in the *Energy Conversions* kit

Quantity	Description	Used in lesson
9	bags, plastic, small, self-sealing	1.3, 1.5, 2.3, 3.4, 3.5, 4.1
9	buzzers	1.5, 2.3, 3.4, 3.5
1	cherry pitter	1.2
100	cups, plastic, 2 oz*	3.4, 3.5
18	fan blades, plastic, small	1.3, 1.5, 3.2, 3.4, 3.5, 4.1
1	lamp, clamp	2.3, 4.2
9	LEDs, bicolor	1.5, 3.2, 3.4, 3.5
1	light bulb, incandescent, 150 watt	2.3, 4.2
18	motors	1.3, 1.5, 3.2, 3.4, 3.5, 4.1
125	plates, plastic, small*	3.4, 3.5
9	solar panels	1.3, 1.5, 2.3, 4.1
400	sticks, craft, wooden*	3.4, 3.5
1	wire, two-conductor, spool, 25 feet	4.2
2	wire, with clip leads, packs (10/pack)	1.3, 1.5, 2.3, 3.2, 3.4, 3.5, 4.1
1	wire cutter	4.2

\*consumable item

**Print materials provided in the *Energy Conversions* kit**

Quantity	Description	Used in lesson
1	<i>Energy Conversions: Blackout in Ergstown</i> Investigation Notebook	throughout
1 set	Changes in Ergstown Cards (7 cards/set)	2.3
Classroom wall materials		
4	Chapter Questions	throughout
9	Key Concepts	throughout
2	section headers: Key Concepts, Vocabulary	throughout
1	Unit Question	throughout
18	Vocabulary cards	throughout
Student books		
18	<i>Blackout!</i>	4.1, 4.2, 4.3
18	<i>Energy Past and Present</i>	2.2
18	<i>It's All Energy</i>	1.5, 1.6, 2.1, 2.4, 3.1, 3.2, 3.3, 3.4, 3.6, 4.3
18	<i>Sunlight and Showers</i>	3.3, 3.5
18	<i>Systems</i>	1.2, 1.3, 4.1

# Unit 2 | Vision and Light

TOTAL BOXES/BINS: 3 ISBN: 978-1-64089-537-9



## Hands-on materials provided in the *Vision and Light* kit

Quantity	Description	Used in lesson
9	bag, small muslins	5.1, 5.2
18	bags, plastic, gallon-size	4.4, 4.5
36	bags, plastic, sandwich-size	5.1, 5.2
36	balls, soft foam	4.4, 4.5
1	binder clips, large, box of 12	1.4, 2.2
36	canisters, film	1.2, 1.3
36	cardboard boxes*	1.4, 2.2, 4.4, 4.5
1	cinnamon stick	1.3
2	containers, plastic, with lids	1.3
57	cup, plastic, 9oz	5.1, 5.2
1	faux fur, piece	1.2
1	garlic powder, container*	1.2
4	hook-and-loop dots, beige, packs of 200*	1.2
3	hook-and-loop strip, 3/4" wide, 5' rolls*	4.4, 4.5
72	pipe cleaners*	4.4, 4.5
720	pom-poms, yellow*	4.4, 4.5
9	probability cubes (dice)	1.2
9	tape, masking, 1" wide, rolls	4.4, 4.5
4	yarn, skeins*	1.3, 4.4, 4.5


\*consumable item

**Print materials provided in the *Vision and Light* kit**

Quantity	Description	Used in lesson
1	<i>Vision and Light: Investigating Animal Eyes</i> Investigation Notebook	throughout
18 sets	Explanation Cards: set 1 (3 cards/set)	2.5
18 sets	Explanation Cards: set 2 (5 cards/set)	3.5
Classroom wall materials		
5	Chapter Questions	1.1, 2.1, 3.1, 4.1, 5.1
10	Key Concepts	throughout
2	section headers: Key Concepts, Vocabulary	1.1
1	Unit Question	1.4
19	Vocabulary cards	throughout
Student books		
18	<i>Crow Scientist</i>	3.2
18	<i>Handbook of Animal Eyes</i>	2.1, 3.1, 3.3, 4.2, 4.3
18	<i>I See What You Mean</i>	2.3
18	<i>Investigating Animal Senses</i>	1.3
18	<i>Seeing Like a Shrimp and Smelling Like a Snake</i>	4.1

# Unit 3 | Earth's Features

TOTAL BOXES/BINS: 3 ISBN: 978-1-64089-535-5



## Hands-on materials provided in the *Earth's Features* kit

Quantity	Description	Used in lesson
18	conglomerate rock	1.4, 2.2
6	gravel, cups	1.4, 1.5, 1.6, 2.1, 2.2, 2.3, 2.4, 2.5, 2.6, 3.1
2	plaster of paris, powdered dry mix, 4.5 lb box	1.5, 1.6, 2.1, 2.2, 2.3, 2.4, 2.5, 2.6, 3.1
29	plastic cups, 16 oz, clear	1.5, 1.6, 2.1, 2.2, 2.3, 2.4, 2.5, 2.6, 3.1
54	plastic cups, 3 oz, clear	1.5, 2.3, 3.1
18	plastic spoons	1.5, 1.6, 2.1, 2.2, 2.3, 2.4, 2.5, 2.6, 3.1
6.5	sand, cups	1.5, 2.2, 2.3, 2.4, 2.5, 2.6, 3.1
9	sandstone rock	2.2
1	Stream Table Erosion kit	4.3, 4.4




**Print materials provided in the *Earth's Features* kit**

Quantity	Description	Used in lesson
1	<i>Earth's Features: Mystery in Desert Rocks Canyon</i> Investigation Notebook	throughout
9	Evidence Cards: set 1 (3 cards/set)	1.6
9	Evidence Cards: set 2 (4 cards/set)	3.5
9	Evidence Cards: set 3 (5 cards/set)	4.5
9	Fossil cards (2 cards/set)	1.3
Classroom wall materials		
4	Chapter Questions	1.2, 2.1, 3.1, 4.1
11	Key Concepts	throughout
2	section headers: Key Concepts, Vocabulary	1.1
1	Unit Question	1.1
16	Vocabulary cards	throughout
Student books		
18	<i>Arguing to Solve a Mystery</i>	3.3
18	<i>Clues from the Past</i>	1.2, 1.3, 1.5
18	<i>Fossil Hunter's Handbook</i>	2.2, 2.3, 2.4, 2.5, 3.2, 3.4
18	<i>Rocky Wonders</i>	4.1, 4.2, 4.3
18	<i>Through the Eyes of a Geologist</i>	2.1

# Unit 4 | Waves, Energy, and Information

TOTAL BOXES/BINS: 1 ISBN: 978-1-64089-520-1



## Hands-on materials provided in the *Waves, Energy, and Information* kit

Quantity	Description	Used in lesson
1	rope, 100 feet	1.2
9	Slinkys	1.2, 2.4
80	straws*	3.2

\*consumable item

**Print materials provided in the *Waves, Energy, and Information* kit**

Quantity	Description	Used in lesson
1	<i>Waves, Energy, and Information: Investigating How Dolphins Communicate</i> Investigation Notebook	throughout
Classroom wall materials		
4	Chapter Questions	throughout
11	Key Concepts	throughout
2	section headers: Key Concepts, Vocabulary	throughout
1	Unit Question	throughout
17	Vocabulary cards	throughout
Student books		
18	<i>Patterns in Communication</i>	1.2, 1.5, 3.3, 4.1, 4.2
18	<i>Seeing Sound</i>	3.4
18	<i>Sound on the Move</i>	2.1, 2.2, 2.3
18	<i>The Scientist Who Cracked the Dolphin Code</i>	3.5
18	<i>Warning: Tsunami!</i>	1.3, 1.4

Amplify.



THE LAWRENCE  
HALL OF SCIENCE  
UNIVERSITY OF CALIFORNIA, BERKELEY