


GRADE K

# Materials kit list



authored by



THE LAWRENCE  
HALL OF SCIENCE  
UNIVERSITY OF CALIFORNIA, BERKELEY

# Making hands-on more manageable

Hands-on learning is at the heart of Amplify Science, and is integrated into every unit. In order to make hands-on learning more manageable for busy teachers, Amplify Science materials are organized into unit-specific kits.

Each kit contains both consumable and nonconsumable materials, along with various print materials (e.g., Vocabulary and Key Concept cards). In addition, each kit contains enough materials to support small groups of 4–5 students.

Amplify Science also offers a starter kit that includes general science materials needed to conduct most hands-on activities and experiments for all units in our curriculum.



This image is a representative sample and does not reflect the exact number or size of tubs included with each grade level.

# Starter Kit

TOTAL BOXES/BINS: 1 ISBN: 978-1-64089-121-0




## Hands-on materials provided in the Starter kit

Quantity	Description
4	magnifying glass/hand lenses, (6/pack)
2	tub
12	paper, sticky note, pad
40	safety goggles
10	tape, masking
20	tray, plastic

# Unit 1 | Needs of Plants and Animals

TOTAL BOXES/BINS: 3 ISBN: 978-1-64089-526-3



## Hands-on materials provided in the *Needs of Plants and Animals* kit

Quantity	Description	Used in lesson
50	cups, 2 ounce, plastic	2.1, 2.3, 2.5, 2.6, 3.1
250	cups, 9 ounce, plastic*	1.7, 2.1, 2.3, 2.5, 2.6, 3.1, 3.2, 4.3
1	clamp lamp	throughout
1	grow light bulb	throughout
1	light timer	throughout
2	Nutrient Rich Soil coupons	throughout
4	plant misters	throughout
2	radish seeds, packets*	2.1, 2.3, 2.5, 2.6, 4.3
100	sticky notes, black*	3.1
5	sticky notes, electric blue, pads*	2.7
6	sunflower seeds, packets*	1.7, 2.3, 2.5, 2.6, 3.1, 4.3
5	trays, potting, plastic	1.7, 2.1, 2.3, 2.5, 2.6, 3.1, 4.3


\*consumable item

**Print materials provided in the Needs of Plants and Animals kit**

Quantity	Description	Used in lesson
1	<i>Needs of Plants and Animals</i> Investigation Notebook	throughout
3 sets	Animals and Their Foods cards (9 cards)	1.5, 4.3
1 set	Animals Eating Station cards (9 cards)	1.4, 4.3
1 set	Animal Habitats Table cards (8 cards)	1.5, 4.3
1 set	Explanation Language Frames cards: set 1 (6 cards)	1.6, 1.7, 4.3
1 set	Explanation Language Frames cards: set 2 (5 cards)	2.4, 2.6, 2.7, 4.3
1 set	Explanation Language Frames cards: set 3 (2 cards)	2.6, 4.3
1 set	Explanation Language Frames cards: set 4 (2 cards)	2.7, 4.3
1 set	Explanation Language Frames cards: set 5 (4 cards)	3.2, 3.3, 4.3
1 set	Food Sorting cards (17 cards)	1.4, 1.5, 4.3
1 set	Habitat Pictures: Forest and Field of Weeds (2 cards)	1.5, 1.6, 4.3
1 set	Human Needs cards (12 cards)	4.2, 4.3
18 sets	Human Needs Student Cards (12 cards)	4.2, 4.3
1 set	Living/Nonliving Things cards (16 cards)	1.2, 1.3, 4.3
18 sets	Living Things Student Cards (11 cards)	1.2, 4.3
19 sets	Mariposa Grove cards (2 cards)	1.6, 1.7, 4.3
1 set	Monarch Habitats chart cards (6 cards)	4.1, 4.3
18 sets	Water in Habitat cards (4 cards)	2.4, 4.3
Classroom wall materials		
1	Unit Question	1.1
4	Chapter Questions	throughout
2	section headers: Key Concepts, Vocabulary	throughout
11	Vocabulary cards	throughout
Student books and big books		
18 + 1 big book	<i>A Plant in the Desert</i>	2.4, 2.5, 4.3
18 + 1 big book	<i>Above and Below</i>	3.4, 4.3
18 + 1 big book	<i>Handbook of Plants</i>	1.5, 1.6, 1.7, 2.1, 2.6, 3.2, 3.3, 4.3
18 + 1 big book	<i>Investigating Monarchs</i>	4.1, 4.2, 4.3
18 + 1 big book	<i>Science Walk</i>	1.1, 1.2, 4.3

# Unit 2 | Pushes and Pulls

TOTAL BOXES/BINS: 3 ISBN: 978-1-64089-515-7



## Hands-on materials provided in the *Pushes and Pulls* kit

Quantity	Description	Used in lesson
93	baggies, plastic, quart size with zip*	1.3, 1.4, 2.3, 3.2, 3.4, 4.3, 5.1, 5.2, 5.3
1	ball, foam, 6"	1.2, 2.1, 2.2, 3.1, 3.3, 3.4, 4.1, 4.2
73	balls, table-tennis*	1.4, 2.3, 3.2, 3.4, 4.3, 5.1, 5.2, 5.3
73	binder clips, large*	1.3, 1.4, 2.3, 3.2, 3.4, 4.3, 5.1, 5.2, 5.3
1	cardboard box, 12" x 24" x 2"	1.2, 1.5, 2.3, 3.5, 4.3, 5.3
73	cardboard box, 11" x 17" x 2", with slots*	1.4, 2.3, 3.2, 3.4, 4.3, 5.1, 5.2, 5.3
16	dowels, 2" long	1.5, 4.3
18	marbles, flat	1.3
2 rolls	masking tape*	throughout
18	nuts, large, metal	1.3
1	peg board, 1' x 2'	1.2, 1.5, 2.3, 3.5, 4.3, 5.3
81	rubber bands (large)*	1.4, 1.5, 2.3, 3.2, 3.4, 4.3, 5.1, 5.2, 5.3
160	rubber bands (medium)*	4.3, 5.1, 5.2, 5.3
24	rubber bands (small)*	4.3, 5.3
73	shoelaces, 12"*	1.3, 2.1, 2.3, 3.2, 3.4, 4.3, 5.1, 5.2, 5.3
19	tennis balls	2.1, 3.1, 3.3, 3.4, 4.1
200	wooden sticks (tongue depressors)*	1.3, 4.3, 5.1, 5.2, 5.3


\*consumable item

**Print materials provided in the *Pushes and Pulls* kit**

Quantity	Description	Used in lesson
1	<i>Pushes and Pulls: Designing a Pinball Machine</i> Investigation Notebook	throughout
1 set	Explanation Language Frames cards: set 1 (7 cards)	1.3
1 set	Explanation Language Frames cards: set 2 (4 cards)	2.2
1 set	Explanation Language Frames cards: set 3 (8 cards)	3.2
1 set	Explanation Language Frames cards: set 4 (2 cards)	3.4
1 set	Explanation Language Frames cards: set 5 (4 cards)	4.2
1 set	Forces cards: large (8 cards)	2.2
18 sets	Forces cards: small (8 cards)	2.2
18 sets	Forces Cards set: headers (2 cards)	2.2
1 set	Pinball Machine Design Goals chart: diagrams 1–9 (9 cards)	1.5, 2.3, 3.5, 4.3
1 set	What We Know About Forces chart: icons 1–6 (5 cards)	1.3, 2.2, 3.2, 4.2
73	Box Model mat 1: long/short*	2.3
73	Box Model mat 2: left/right*	3.2
73	Box Model mat 3: Targets*	3.4
<b>Classroom wall materials</b>		
6	Chapter Questions	throughout
1	Unit Question	throughout
2	section headers: Key Concepts, Vocabulary	throughout
9	Vocabulary cards	throughout
<b>Student books and big books</b>		
18 + 1 big book	<i>A Busy Day in Pushville</i>	6.1, 6.2
18 + 1 big book	<i>Building with Forces</i>	3.1, 3.2
18 + 1 big book	<i>Forces in Ball Games</i>	2.2, 3.5, 4.1, 4.2
18 + 1 big book	<i>Room 4 Solves a Problem</i>	5.1, 5.2
18 + 1 big book	<i>Talking About Forces</i>	1.2, 1.5

# Unit 3 | Sunlight and Weather

TOTAL BOXES/BINS: 2 ISBN: 978-1-64089-527-0



## Hands-on materials provided in the *Sunlight and Weather* kit

Quantity	Description	Used in lesson
4	caps, water bottle, small	5.2
9	clamp lamps	2.1, 3.1, 4.1, 5.6
18	clay, soft plasticine, ounces	5.2
8	containers with lids, plastic, ½ ounce	5.2
90	cups, clear plastic, 10 ounce	1.2, 5.2
37	cups, paper	5.2
1	glue, super, bottle	5.2
2	gravel, cups	5.2
9	lightbulbs, 60 Watt, clear	2.1, 3.1, 4.1, 5.6
648	rubber sheets, black, square inches	2.1, 3.1, 4.1, 5.6
324	rubber sheets, white, square inches	4.1, 5.6
18	thermometers	1.2, 2.1, 2.2, 2.3, 3.1, 4.1, 5.6

\*consumable item



**Print materials provided in the *Sunlight and Weather* kit**

Quantity	Description	Used in lesson
1	<i>Sunlight and Weather: Solving Playground Problems</i> Investigation Notebook	throughout
1 set	Colored Surfaces Graph Labels (6 cards)	4.2
1 set	Explanation Language Frames cards: set 1 (4 cards)	2.4
1 set	Explanation Language Frames cards: set 2 (4 cards)	3.4
set	Explanation Language Frames cards: set 3 (4 cards)	4.3
1 set	Nighttime and Daytime Illustration cards (2 cards)	2.4
1 set	Playground and Temperature data imgs (2 pages)	5.6
1 set	Playground Weather calendars and graphs illustration cards (38 cards)	1.4
1 set	Sunlight Game card	2.3
18	Thermometer color strips	1.2
1 set	Think and Walk Severe Weather cards (2 cards)	5.1
1 set	Think and Walk Temperature cards (2 cards)	2.4, 4.3
1 set	Think and Walk Weather cards (5 cards)	1.1
1 set	Time of Day cards (3 cards)	3.4
1 set	Types of Weather icons (5 cards)	1.1
1 set	Warming Graph labels (2 cards)	2.2
1 set	Warming Over Time graph labels (3 cards)	3.2
Classroom wall materials		
5	Chapter Questions	throughout
1	Unit Question	1.1
2	section headers: Key Concepts, Vocabulary	throughout
10	Vocabulary cards	throughout
Student books and big books		
18 + 1 big book	<i>Cool People in Hot Places</i>	4.3
18 + 1 big book	<i>Getting Warm in the Sunlight</i>	3.1, 4.1
18 + 1 big book	<i>Handbook of Models</i>	2.2, 3.2, 4.2, 5.3
18 + 1 big book	<i>Tornado! Predicting Severe Weather</i>	5.1, 5.4
18 + 1 big book	<i>What is the Weather Like Today?</i>	1.1, 1.2





Amplify.



THE LAWRENCE  
HALL OF SCIENCE  
UNIVERSITY OF CALIFORNIA, BERKELEY